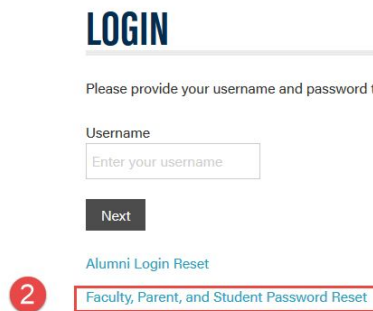


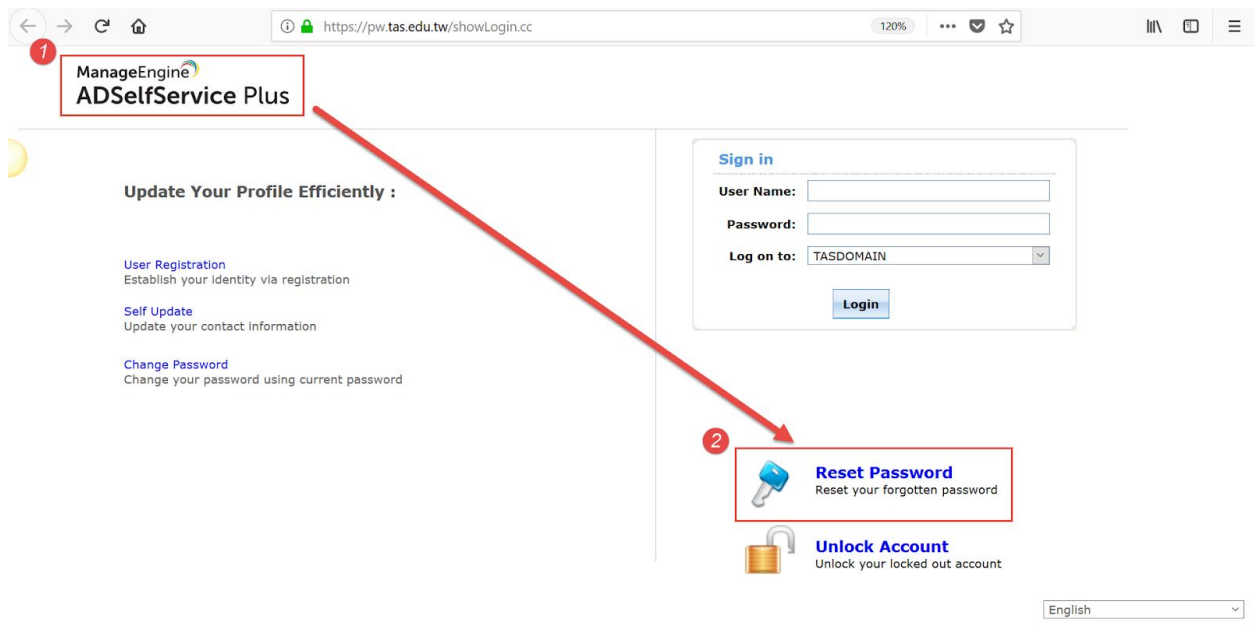
Reset your forgotten password in Tigernet Account - 2020 Jan

Step1. Go to Tigernet: <https://www.tas.edu.tw/>

Step2. Hover **COMMUNITY** icon and then click the **Tigernet ?**, then scroll down to click "**Faculty, Parent, and Student Password Reset**".




Step3. You will open a new web page called **ADSelfService Plus** as below and click the **Reset Password**.



Step4. Type in your parent username (e.g. P1234567 or R123456) in the **Domain User Name** field and type the **Verification Code**.

ADSelfService Plus



Reset Your Password
Please provide your user name and domain name.

Domain User Name (Example : Jsmith)

Domain Name

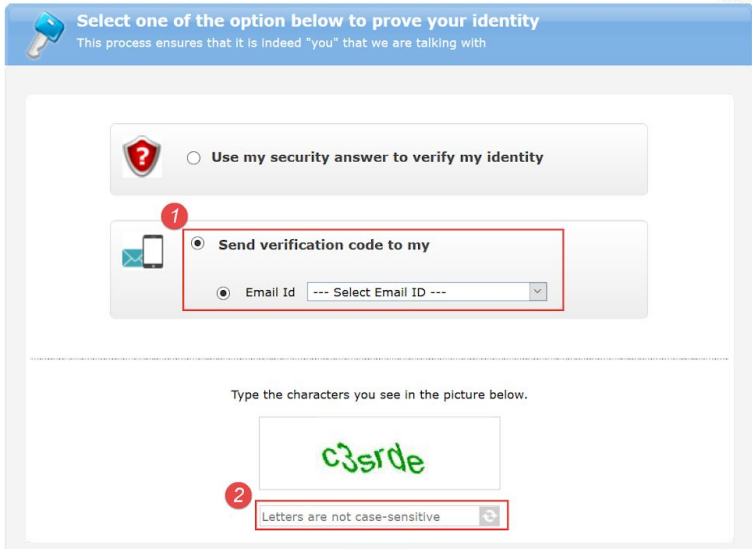
Type the characters you see in the picture below.

Letters are not case-sensitive ☐

English

Step5. SELECT **Send verification code to my Email Id** and type the **Verification Code**.

time left for this operation : 01:22



Select one of the option below to prove your identity
This process ensures that it is indeed "you" that we are talking with

☐ Use my security answer to verify my identity

☒ Send verification code to my

Email Id


Type the characters you see in the picture below.

Letters are not case-sensitive ☐

Step 6. Checking the email you selected above. You will receive an email to let your reset your password.

SSPR Password Reset Confirmation - Dear [Name], We understand that you want to reset your password/unlock account. Ple...

A new password must have at least 8 characters including upper case letter, lower case letter, a number, and a symbol.

**Reset Password**
Please enter a new password in the boxes below:

Reset Password

New Password :

Confirm New Password :

— Minimum length should be at least "12"

— Must contain both upper and lowercase characters

✓ Number of numerals to include "1"

— Number of special characters to include "1"

Type the characters you see in the picture below.

8hhphs

Letters are not case-sensitive

Reset Password

Cancel